

# Arkansas Traveler

Traditional

Arrangement (c) Copyright 2003, 2007 by Donald J. Borchelt.  
All rights reserved.

D G A7 D A7

D G A7 D G

1. A7 D 2. A7 D G D A7

D G D A7 D G D A7 D G

1. A7 D 2. A7 D Up the neck break G A7 D A7

D G A7 D G

Arkansas Traveler - Traditional

**1. A7 D | 2. A7 D | G D A7**

28 0 0 9 → SI 0 0 10 H 0 0 0 0 0 0 0 0 H  
 12 10 1/4 12 10 1/4 10 12 9 10 10 9 10 10 5 7

**D G D A7 D G D A7**

32 0 0 7 1/4 0 9 0 7 1/4 10 H 0 0 0 0 0 0 9 10 10 5 7  
 SI 7→8 10 12 9 10 10 9 10 10 0 0

**D G | 1. A7 D | 2. A7 D | Ending G**

36 0 0 0 0 0 0 10 → SI 0 0 2 0 0 SI 0 0 0 0 0  
 7 5 5 0 2 0 2 0 2 0 SI 1→3 1 0 0

**A7 D A7 D G A7 D**


40 H 0 0 0 0 2 H 0 0 0 0 0 SI 0 0 0 0 H 0 0 0  
 0 1 0 1 0 2 0 0 0 0 1 1→3 1 0 1 0 0 0

**1. A7 D | 2. A7 D | G D A7**

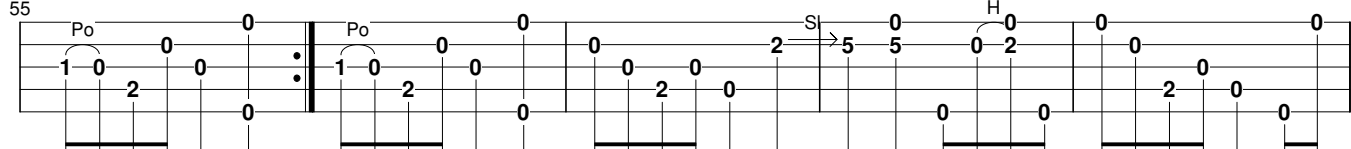
45 0 0 0 0 0 0 1-0 0 0 Po 1-0 0 0 Po 0 0 5 0 0 0 5 0  
 5 0 0 1-0 2 0 1-0 2 0 0 0 0 5 0 0 5 0

**D G D A7 D G D A7**

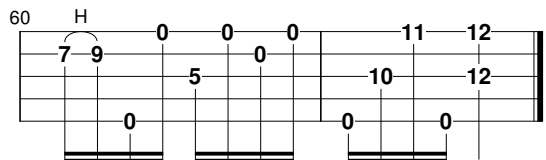
50 0 H 0 0 0 0 0 0 0 0 0 0 0 0 0 0 0 0 0 0 0  
 0 0 1 0 0 1 SI 0 5 0 0 0 5 0 5 0 0 0

1. A7 D | 2. A7 D  D Ending Arkansas Traveler - Traditional

55



60



The Arkansas Traveler is one of those universal fiddle tunes that almost everyone has heard, somehow. The first few measures are more rhythmic than melodic, and emphasize the back beat. Note the double slide in the second full measure, both slides should occur after the fourth string has been plucked. In the fifth measure, the second string is actually picked, choked up, picked again, and then the choke is released, without lifting the finger from the seventh fret. This technique can't be depicted in the tab system.

This is one of the tunes I talk more about in the narrative found at side tab called "Orville's Way," accessed from the Main window.