

Chinkapin Hunting

G (A) See notes **D** **C** (D) **A** | G (A) Arran **C** (D) **G** (A) **C** (D)

Staff 1: D A G D A (2/4). Notes: 0, 3, 5, 0, 7, 5, 0, 7, 5, 7, 0, 7, 7, 4.

Staff 2: E B G D A (2/4). Notes: 0, 0, 0, 0, 0, 0, 0, 0, 0, 0, 0, 0, 0, 0. Includes chord diagrams for B and Bb.

Staff 3: G D A E (2/4). Notes: 0, 0, 0, 0.

Staff 4: E A E A (2/4). Notes: 0, 0, 0, 0, 1, 0, 3, 0, 0, 0, 1, 0, 1, 0, 0, 0, 1, 0, 1, 2.

Chinkapin Hunting - Traditional

6

G (A) D7 (E7) G (A) See notes C (D) G (A) C (D) G (A) C (D)

11

G (A) D7 (E7) G (A) C (D)

1 4 1 4 1 4 1 4 1 4 1 4 1 4 1 4 1 4

0 7 0 0 0 0 7 10 10 9 0 0 0 9 9 9 0 10 12 0 9

0 0 0 0 0 0 0 0 0 0 0 0 0 0 0 0 0 0 0 0

B B B B B B B B B B B B B B B B B B

0 0 0 0 0 0 2 2 2 2 2 2 2 2 2 2 2 2 2 2

2 2 2 2 2 2 3 3 3 3 3 3 3 3 3 3 3 3 3 3

2 2 2 2 2 2 2 2 2 2 2 2 2 2 2 2 2 2 2 2

0 0 0 0 0 0 0 0 0 0 0 0 0 0 0 0 0 0 0 0

1 4 1 4 1 4 1 4 1 4 1 4 1 4 1 4 1 4 1 4 1 4 1 4

0 0 4 0 0 2 0 0 0 0 0 0 0 0 0 0 0 0 0 0

3 0 1 3 0 1 0 3 2 1 0 0 0 0 0 0 1 b 1 1 2 0 0 1 0 0 1 0 1 b 1

1 3 1 3 1 3 1 3 1 3 1 3 1 3 1 3 1 3 1 3 1 3 1 3 1 3 1 3 1 3 1 3

Chinkapin Hunting - Traditional
D7 (E7) G (A)

16

D7 (E7) G (A) C (D)

Chinkapin Hunting - Traditional
C (D)

21

C (D) D7 (E7) C (D) D7 (E7) G (A)

D7 (E7)

C (D)

1. D7 (E7) G (A)

Up the neck IC (D)

G (A) C (D)

26

First staff of guitar notation. It contains five measures. The first measure has three chords: D7 (E7), C (D), and D7 (E7). The second measure has a C (D) chord with a hammer-on (H) from the 4th to the 5th fret. The third measure has a D7 (E7) chord with a hammer-on (H) from the 0th to the 2nd fret. The fourth measure has an 'Up the neck IC (D)' chord with a barre at the 17th fret. The fifth measure has G (A) and C (D) chords with a barre at the 17th fret.

Second staff of guitar notation. It contains five measures. The first measure has a D7 (E7) chord with a barre at the 1st fret and a B chord with a barre at the 2nd fret. The second measure has a C (D) chord with a barre at the 2nd fret and a B chord with a barre at the 3rd fret. The third measure has a D7 (E7) chord with a barre at the 2nd fret and a B chord with a barre at the 3rd fret. The fourth measure has an 'Up the neck IC (D)' chord with a barre at the 2nd fret and a B chord with a barre at the 3rd fret. The fifth measure has a G (A) chord with a barre at the 2nd fret and a C (D) chord with a barre at the 3rd fret.

Third staff of guitar notation. It contains five measures. The first measure has a D7 (E7) chord with a barre at the 2nd fret. The second measure has a C (D) chord with a barre at the 0th fret. The third measure has a D7 (E7) chord with a barre at the 0th fret and a B chord with a barre at the 4th fret. The fourth measure has an 'Up the neck IC (D)' chord with a barre at the 0th fret. The fifth measure has a G (A) chord with a barre at the 0th fret.

Fourth staff of guitar notation. It contains five measures. The first measure has a D7 (E7) chord with a barre at the 0th fret and a B chord with a barre at the 1st fret. The second measure has a C (D) chord with a barre at the 0th fret and a B chord with a barre at the 2nd fret. The third measure has a D7 (E7) chord with a barre at the 0th fret and a B chord with a barre at the 2nd fret. The fourth measure has an 'Up the neck IC (D)' chord with a barre at the 0th fret and a B chord with a barre at the 3rd fret. The fifth measure has a G (A) chord with a barre at the 0th fret and a C (D) chord with a barre at the 3rd fret.

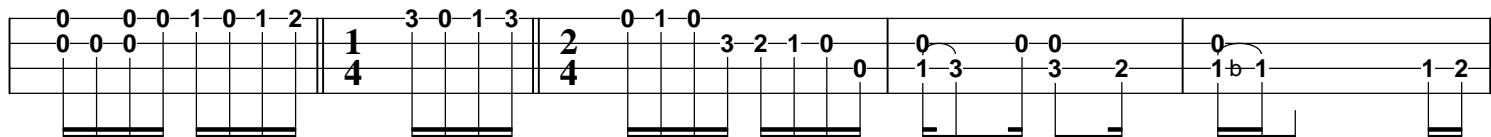
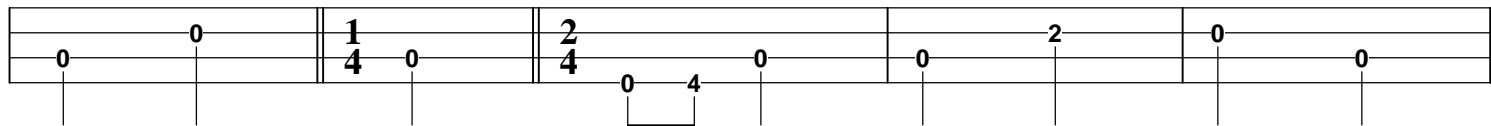
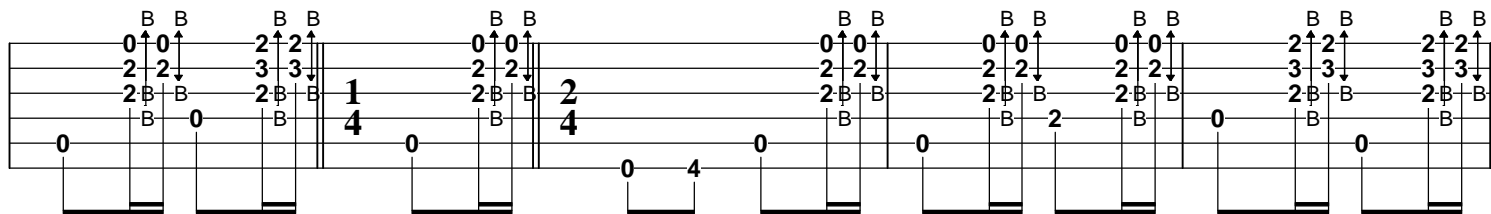
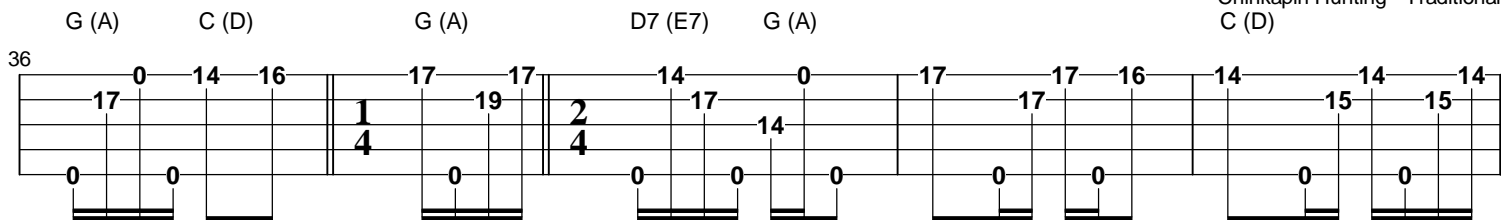
31

G (A) C (D) G (A) D7 (E7) G (A) C (D) G (A) C (D)

B B B B B B B B B B B B B B B B

36

G (A) C (D) G (A) D7 (E7) G (A)



D7 (E7) G (A)

C (D)

41

19 17 17 14 14 0 17 17 16 14 14 14 17 17 14

B B B B B B B B B B B B B B B B

0 0 0 4 0 2 0 0 0

0 0 1 0 1b 1 0 1 0 0 0 0 0 1 3 0 0 2 0 1b 1 1 2 0 3 3 1b 1

Chinkapin Hunting - Traditional
D7 (E7) G (A)

46

D7 (E7) G (A) C (D) D7 (E7) C (D)

The first system of guitar tablature consists of two staves. The top staff shows fret numbers: 14, 17, 0, 14, 15, 15, 0, 0, 14, 15, 15, 14, 0, 0, 12, 12, 14, 12, 0. The bottom staff shows fret numbers: 0, 0, 0, 0, 0, 0, 0, 0, 0, 0, 0, 0, 0, 0, 0, 0, 0, 0. There are also some additional markings like 'H' above the 14-15-15 and 12-12-14 sequences.

The second system of guitar tablature consists of two staves. The top staff shows fret numbers and techniques: 0, 0, 2, 2, 2, 2, 2, 2, 0, 0, 0, 0, 2, 2, 2, 2, 0, 0, 2, 2, 2, 2, 0, 0, 2, 2, 0, 0, 2, 2. There are also 'B' and 'B B' markings above the fret numbers. The bottom staff shows fret numbers: 0, 4, 0, 0, 0, 2, 0, 0, 0, 4, 0, 0, 0, 4, 0, 0, 0, 0.

The third system of guitar tablature consists of two staves. The top staff is mostly empty with some fret numbers. The bottom staff shows fret numbers: 0, 4, 0, 0, 0, 2, 0, 0, 0, 4, 0.

The fourth system of guitar tablature consists of two staves. The top staff shows fret numbers: 0, 1, 0, 0, 0, 0, 0, 1, 2, b, 1, 0, 0, 0, 0, 1, 0, 1, 2, 0, 2, 1, 0, 1, 0, 0, 0, 0, 0, 0, 0, 3, 2, 1, 0. The bottom staff shows fret numbers: 0, 1, 0, 0, 0, 0, 0, 1, 2, b, 1, 0, 0, 0, 0, 1, 0, 1, 2, 0, 2, 1, 0, 0, 1, 0, 0, 0, 0, 0, 0, 3, 2, 1, 0.

51

C (D) D7 (E7) C (D) D7 (E7) G (A) 2D7 (E7) C (D)

This tune comes from the Chicken Chokers, from their Young Fogeys CD. It is not the same as the tune called Chinquinpin Hunting, played by Art Stamper. I first heard this tune at the Monday night Id-time jam at Sandy's Music, in Cambridge, Massachusetts. It's a nice 3 part tune that works easily in the G variant (gDGAD) tuning. Since the tune is fiddled in A, you will need to capo on the 2nd fret.

During almost the entire A part of the open position break, I leave the middle finger fretting the 2nd string, 7th fret down through almost the entire line, only lifting it at the very end to get the open note. It creates a kind of sustained pivot point that works well.